



TRAYERWOOD

Porcelain Tile

Trayerwood blends the rustic appeal of Travertine with the grain and look of real wood. Textured as you would expect a natural material to be, you can use Trayerwood in any installation.

Available in 3 colors, in the very popular 12x24 sizes, with bullnose available to meet any residential or commercial requirement.. Decorative mosaics are also available for all your creative ideas!

Carbon



12" x 24"

Smoke



12" x 24"

Ash



12" x 24"



Grey Mosaics
(12x12 sheet)
Item: TWMMG1212

ASTM TEST RESULTS

Technical Characteristics	ASTM Test Results	ASTM Test Methods
Water Absorption	< 0.5%	C373
Durability Classification	Class IV	C1026
Coefficient of Friction Wet	>0.60	C1028
Coefficient of Friction Dry	>0.65	C1028
Breaking Strength	> 500 psi	C648

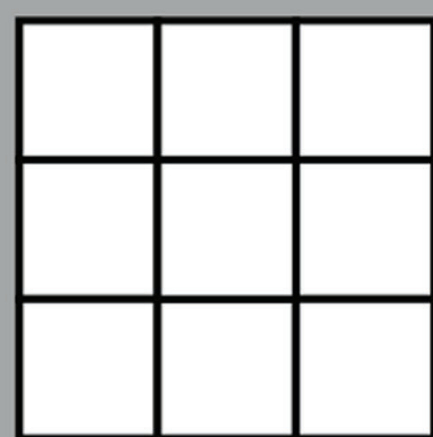
PACKAGING

Tile Size (in)	Sq Ft / Carton	Cartons / Pallet	Sq Ft / Pallet	Lbs / Carton	Lbs / Pallet
12x24 (Field Tile)	15.50	32	496.01	71.65	2,294
2x2 (Mosaics)	9.68	63	609.84	40.79	2,570

INSTALLATION / CARE & MAINTENANCE


- Inspect all product prior to installation for any visible defects or unacceptable color/shade variation. **Claims are not accepted after installation.**
- We do not recommend setting the 12x24 in a 50% offset pattern. A 33% offset is alternatively recommended.
- A 1/4" square-notched trowel is suggested for applying the thin-set. A 1/2" rounded notched trowel is suggested for sizes over 20"x20"
- Before grouting, allow the mortar base to dry for 36 to 48 hours.
- To clean, use a damp sponge with warm water. For heavy cleaning, use a non-abrasive cleaner with a damp sponge.

SHADE AND COLOR RANGE SCALE




1 - Uniform Appearance

Differences among pieces from the same production run are minimal




2 - Slight Variation

Clearly distinguishable differences in texture and/or pattern



3 - Moderate Variation


The amount of colors on each piece may vary significantly




4 - Random Variation

One tile may have totally different colors from other tiles, making the final installation unique

FORMATS - FIELD TILE & MOSAICS



12x24 inches
300mm x 600mm



2x2 inches
(mounted on 12x12 sheet)
300mm x 300mm

TRIM - BULLNOSE



3X12 inches
75mm x 300mm

Product appearance can vary from one production run to another. If combining multiple tile sizes in the same installation, tiles should be inspected for visual compatibility before installing.



www.casabellafloors.com